



## Universal 190° Wide Angle Adjustable Camera

Visit [iBEAMUSA.com](http://iBEAMUSA.com) for more detailed information about the product.

### Product Features

- Wide viewing angle
- Resolution: 800 TV Lines
- Water resistant - IP69K
- Mirror image - switchable
- Selectable parking lines
- Camera lens - adjustable

## Part Components

A) Camera    B) Accessories    C) Harness

A



B



C



### TABLE OF CONTENTS

Wiring.....	2
Specs.....	3

### TOOLS REQUIRED

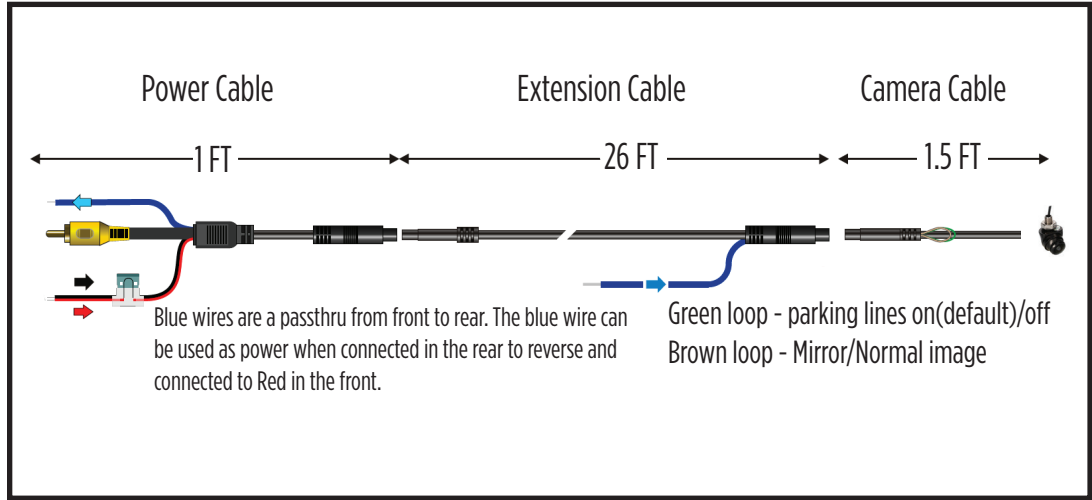
- Wire stripper
- Tape
- Digital Multi-meter
- Cutter

**Attention!** When testing the aftermarket equipment, ensure that all factory equipment is connected before cycling the key to ignition.

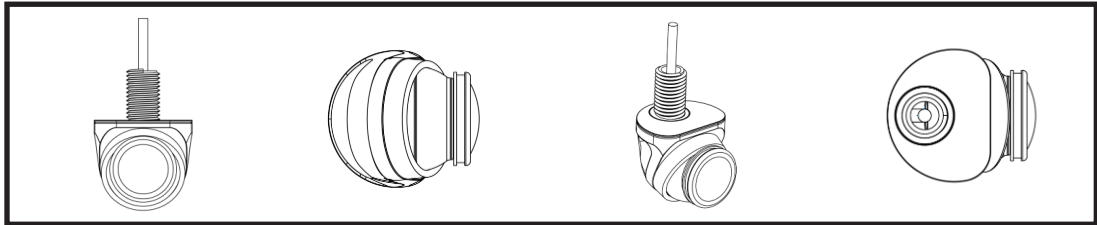
# WIRING/INSTALL

## Camera Wiring/Install (Figure A)

1. Find a desirable location to mount the camera. Make sure this location is away from moving objects and has a clear visual of the desired view wanted from the camera.
2. Drill a 8 mm size hole for the bolt and wiring to be ran into the vehicle. Secure the camera with the provided nut.
3. Connect the wires to the designated sources below. **Verify with a multi-meter that the correct wire is being used**
  - **RED** wire to 12V reverse or accessory if desired
  - **BLACK** wire to chassis ground
4. Run the extension wire to the location where the visual will be displayed, ex. aftermarket radio or monitor.
5. There are two loops located on the camera wire.
  - **GREEN** loop - Parking lines on (default)/off
  - **BROWN** loop - Mirror/normal image



(Figure A)



(Figure B)

**NOTE:** Figure B shows adjustability of camera.

## SPECIFICATIONS

Measurements in mm.

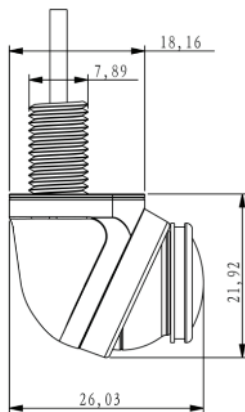
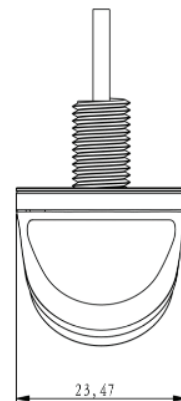


Image Sensor	1/4 color cmos
Signal	NTSC
Resolution	800 TV Lines
Viewing Angle	210° Diagonally, 190° Horizontal, 140° Vertical
Minimum Illumination	0.01 Lux/F1.2
Current Consumption	25-55 mA
Power Range	6V-26V DC
S/N ratio	46 dB
Operating Temp.	-35° C ~ 80° C
Storage Temp.	- 50° C ~ 105° C
Water Resistance	IP69K
Mirror/Normal Image	Selectable
Parking Line	Selectable
Horizontal/Vertical mount	Adjustable
Diameter	26mm (D) * 23.5 mm (W) * 22mm (H)

Measurements in mm.





**TE-190**  
INSTALLATION INSTRUCTIONS  
#iBEAMSAFETY



Having difficulties? We're here to help.



Contact our Tech Support line at:  
**386-257-1187**



Or via email at:  
[techsupport@metra-autosound.com](mailto:techsupport@metra-autosound.com)

**Tech Support Hours (Eastern Standard Time)**

Monday - Friday: 9:00 AM - 7:00 PM

Saturday: 10:00 AM - 7:00 PM

Sunday: 10:00 AM - 4:00 PM



**KNOWLEDGE IS POWER**

Enhance your installation and fabrication skills by enrolling in the most recognized and respected mobile electronics school in our industry. Log onto [www.installerinstitute.com](http://www.installerinstitute.com) or call 800-354-6782 for more information and take steps toward a better tomorrow.



**Metra Recommends MECP  
certified technicians**